

# management report

Speedbooks Demo B.V.

	mrt-20	mrt-19
<b><u>Working capital</u></b>		
Inventories and work in progress	0	0
Receivables and prepayments	114.960	126.676
Securities	0	0
Cash and cash equivalents	-5.267	-104.683
	<b>109.693</b>	<b>21.993</b>
Current liabilities	-158.071	-181.129
<b>Net working capital</b>	<b>-48.378</b>	<b>-159.136</b>

## Ratio's

Quick ratio	0,7	0,1
Current ratio	0,7	0,1
Solvency	18,6%	8,1%

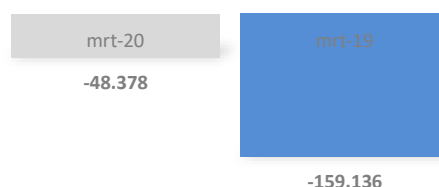
## Profit and loss account

Revenue	464.129	502.798
Cost of sales	-339.048	-316.266
<b>Gross margin</b>	<b>125.081</b>	<b>186.532</b>
Other income	0	0
<b>Total revenue</b>	<b>125.081</b>	<b>186.532</b>
Staff costs	100.753	133.935
Amortisation and depreciation expense	5.949	10.947
Other changes in the value of intangible	0	0
Impairment of current assets	0	0
Other operating expenses	35.849	56.359
<b>EBIT</b>	<b>-17.470</b>	<b>-14.709</b>

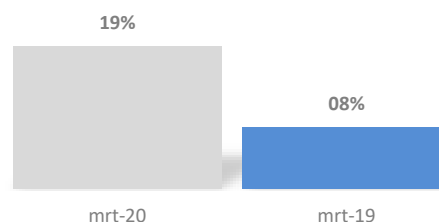
## Other KPI

EBITDA	-11.521	-3.762
Gross margin in %	26,9%	37,1%
Staff costs in %	21,7%	26,6%
EBIT in %	-3,8%	-2,9%

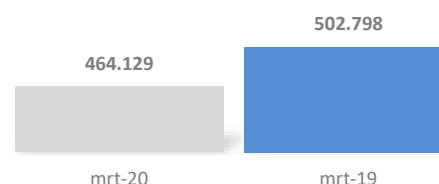
## Net working capital




## Solvency



## Revenue



## EBIT



## Gross margin in %

